

(l)(a) Statement showing Shareholding Pattern

Name of the Company : India Nippon Electricals Limited

National Stock Exchange of India Ltd, Mumbai :



Scrip Code, Name of the scrip, class of security : INDNIPPON, Equity shares, shares

Bombay Stock Exchange Ltd, Mumbai :

Scrip Code, Name of the scrip, class of security : 532240, Equity shares, shares



As on Date : 31-Mar-2015

Partly paid-up shares	No. of partly paid-up shares	As a % of total no. of partly paid-up Shares	As a % of total no. of shares of the company
Held by promoter/promoter group	0	0	0
Held by public	0	0	0
Total	0	0	0
Outstanding convertible securities	No. of outstanding securities	As a % of total no. of outstanding convertible securities	As a % of total no. of shares of the company, assuming full conversion of the convertible securities
Held by promoter/promoter group	0	0	0
Held by public	0	0	0
Total	0	0	0
Warrants	No. of warrants	As a % of total no. of warrants	As a % of total no. of shares of the company, assuming full conversion of Warrants
Held by promoter/promoter group	0	0	0
Held by public	0	0	0
Total	0	0	0
Total paid-up capital of the company, assuming full conversion of warrants and convertible securities	0		


(I)(a) Statement showing Shareholding Pattern

Sr. no.	Category of shareholder	Number of shareholders	Total number of shares	Number of shares held in dematerialized form	Total shareholding as a percentage of total number of shares		Shares Pledged or otherwise encumbered	
					As a percentage of (A+B) ¹ (VI)	As a percentage of (A+B+C) (VII)	Number of shares (VIII)	As a percentage (IX) = (VIII) / (IV) * 100
(I)	(II)	(III)	(IV)	(V)				
(A)	Promoter and Promoter Group ²							
(1)	Indian							
(a)	Individuals/Hindu Undivided Family	0	0	0	0	0	0	0
(b)	Central Government/State Government(s)	0	0	0	0	0	0	0
(c)	Bodies Corporate	1	5188666	5188666	45.87	45.87	0	0
(d)	Financial Institutions/Banks	0	0	0	0	0	0	0
(e)	Any Other (Total)	0	0	0	0.00	0.00	0	0
	Sub-Total (A)(1)	1	5188666	5188666	45.87	45.87	0	0.00
(2)	Foreign							
(a)	Individuals (Non-Resident Individuals/Foreign Individuals)	0	0	0	0	0	0	0
(b)	Bodies Corporate	1	2320500	2320500	20.52	20.52	0	0
(c)	Institutions	0	0	0	0	0	0	0
(d)	Qualified Foreign Investor	0	0	0	0	0	0	0
(e)	Any Other (Total)	0	0	0	0.00	0.00	0	0.00
	Sub-Total (A)(2)	1	2320500	2320500	20.52	20.52	0	0.00
	Total Shareholding of Promoter and Promoter Group (A)= (A)(1)+(A)(2)	2	7509166	7509166	66.39	66.39	0	0.00
(B)	Public shareholding ³							
(1)	Institutions							
(a)	Mutual Funds/UTI	0	0	0	0	0	N.A.	N.A.
(b)	Financial Institutions/Banks	3	35215	35215	0.31	0.31	N.A.	N.A.
(c)	Central Government/State Government(s)	0	0	0	0	0	N.A.	N.A.
(d)	Venture Capital Funds	0	0	0	0	0	N.A.	N.A.
(e)	Insurance Companies	0	0	0	0	0	N.A.	N.A.
(f)	Foreign Institutional Investors	1	9000	9000	0.08	0.08	N.A.	N.A.
(g)	Foreign Venture Capital Investors	0	0	0	0	0	N.A.	N.A.
(h)	Qualified Foreign Investor	0	0	0	0	0	N.A.	N.A.
(i)	Any Other (Total)	0	0	0	0.00	0.00	N.A.	N.A.
	Sub-Total (B)(1)	4	44215	44215	0.39	0.39	N.A.	N.A.

Sr. no.	Category of shareholder	Number of shareholders	Total number of shares	Number of shares held in dematerialized form	Total shareholding as a percentage of total number of shares		Shares Pledged or otherwise encumbered	
					As a percentage of (A+B) ¹	As a percentage of (A+B+C)	Number of shares	As a percentage (IX) = (VIII) / (IV) * 100
(I)	(II)	(III)	(IV)	(V)	(VI)	(VII)	(VIII)	(IX)
(2)	Non-institutions							
(a)	Bodies Corporate	172	639151	637217	5.65	5.65	N.A.	N.A.
(b)	Individuals - i. Individual Shareholders Holding Nominal Share Capital Up To >Rs. 1 Lakh.	6972	2569760	2188605	22.72	22.72	N.A.	N.A.
	Individuals - ii. Individual Shareholders Holding Nominal Share Capital In Excess Of Rs. 1 Lakh	15	495009	495009	4.38	4.38	N.A.	N.A.
(c)	Qualified Foreign Investor	0	0	0	0	0	N.A.	N.A.
(d)	Any Other (Total)	82	53411	48461	0.47	0.47	N.A.	N.A.
(d1)	NRI Non Repatriable	24	30755	25805	0.27	0.27	N.A.	N.A.
(d2)	NRI Repatriable	58	22656	22656	0.20	0.20	N.A.	N.A.
	Sub-Total (B)(2)	7241	3757331	3369292	33.22	33.22	N.A.	N.A.
	Total Public Shareholding (B)= (B)(1)+(B)(2)	7245	3801546	3413507	33.61	33.61	N.A.	N.A.
	TOTAL (A)+(B)	7247	11310712	10922673	100.00	100.00	0	0.00
(C)	Shares held by Custodians and against which Depository Receipts have been issued	0	0	0	N.A.	0.00	N.A.	N.A.
C1	Promoter and Promoter Group	0	0	0	N.A.	0	N.A.	N.A.
C2	Public	0	0	0	N.A.	0	N.A.	N.A.
	GRAND TOTAL (A)+(B)+(C)	7247	11310712	10922673	N.A.	100.00	0	0.00

¹For determining public shareholding for the purpose of Clause 40A. ²For definitions of "Promoter" and "Promoter Group", refer to Clause 40A. ³For definitions of "Public Shareholding", refer to Clause 40A.



I)(b) Statement showing Shareholding of persons belonging to the category "Promoter and Promoter Group"



Sr. No.	Name of the shareholder	PAN of the Shareholder	Total Shares held		Shares pledged or otherwise encumbered			Details of warrants		Details of convertible securities		Total shares (including underlying shares assuming full conversion of warrants and convertible securities) as a % of diluted share capital (XIII)
			Number (IV)	as a % of grand total (A) + (B) + (C) (V)	Number (VI)	as a percentage (VII) = (VI) / (IV)*100	as a % of grand total (A) + (B) + (C) of sub-clause (I)(a) (VIII)	Number of warrants held (XI)	As a % total number of warrants of the same class (X)	Number of convertible securities held (XI)	As a % total number of convertible securities of the same class (XII)	
1	Lucas Indian Service Ltd	AAACL1018J	5188666	45.87	0	0.00	0.00	0	0.00	0	0.00	0.00
2	Kokusan Denki Co Ltd	AAECK1064D	2320500	20.52	0	0.00	0.00	0	0.00	0	0.00	0.00
TOTAL			7509166	66.39	0	0.00	0.00	0	0.00	0	0.00	0.00

I)(c) Statement showing Shareholding of persons belonging to the category "Public" and holding more than 1% of the total number of shares

Sr. No.	Name of the shareholder	PAN of the Shareholder	Number of shares	Shares as a percentage of total number of shares {i.e., Grand Total (A)+(B)+(C) indicated in Statement at para (I)(a) above}	Details of warrants		Details of convertible securities		Total shares (including underlying shares assuming full conversion of warrants and convertible securities) as a % of diluted
					Number of warrants held	As a % total number of warrants of the same class	Number of convertible securities held	% w.r.t total number of convertible securities of the same class	
1	Prescient Securities P Ltd	AADCP0490P	147072	1.30	0	0.00	0	0.00	0
2	Harita Sheela P Ltd	AAACH0918B	116130	1.03	0	0.00	0	0.00	0
TOTAL			263202	2.33	0	0.00	0	0.00	0

I)(c) Statement showing Shareholding of persons belonging to the category "Public" and holding more than 5% of the total number of shares

Sr. No.	Name of the shareholder	PAN of the Shareholder	Number of shares	Shares as a percentage of total number of shares {i.e., Grand Total (A)+(B)+(C) indicated in Statement at para (I)(a) above}	Details of warrants		Details of convertible securities		Total shares (including underlying shares assuming full conversion of warrants and convertible securities) as a % of diluted
					Number of warrants held	As a % total number of warrants of the same class	Number of convertible securities held	% w.r.t total number of convertible securities of the same class	
TOTAL			0	0.00	0	0.00	0	0.00	0.00

(I)(d) Statement showing details of locked-in shares

Sr. No.	Name of the shareholder	PAN of the Shareholder	Number of locked-in shares	Locked-in shares as a percentage of total number of shares {i.e., Grand Total (A)+(B)+(C) indicated in Statement at para (I)(a) above}
	TOTAL		0	0.00

(II)(a) Statement showing details of Depository Receipts (DRs)



Sr. No.	Type of outstanding DR (ADRs, GDRs, SDRs, etc.)	Number of outstanding DRs	Number of shares underlying outstanding DRs	Shares underlying outstanding DRs as a percentage of total number of shares {i.e., Grand Total (A)+(B)+(C) indicated in Statement at para (I)(a) above}
	TOTAL	0	0	0.00

(II)(b) Statement showing holding of Depository Receipts (DRs), where underlying shares held by 'promoter/promoter group' are in excess of 1% of the total number of shares

Sr. No.	Name of the DR Holder	Type of outstanding DR (ADRs, GDRs, SDRs, etc.)	Number of shares underlying outstanding DRs	Shares underlying outstanding DRs as a percentage of total number of shares {i.e., Grand Total (A)+(B)+(C) indicated in Statement at para (I)(a) above}
	TOTAL		0	0.00

(III) (a) Statement showing the voting pattern of shareholders, if more than one class of shares/securities is issued by the issuer.

Sr. no.	Category of shareholder	Number of Voting Rights held in each class of securities			Total Voting Rights (III+IV+V)	Total Voting Rights i.e. (VI)	
		Class X (III)	Class Y (IV)	Class Z (V)		As a percentage of (A+B) (VII)	As a percentage of (A+B+C) (VIII)
(A)	Promoter and Promoter Group ²						
(1)	Indian						
(a)	Individuals/Hindu Undivided Family	0	0	0	0	0.00	0.00
(b)	Central Government/State Government(s)	0	0	0	0	0.00	0.00
(c)	Bodies Corporate	0	0	0	0	0.00	0.00
(d)	Financial Institutions/Banks	0	0	0	0	0.00	0.00
(e)	Any Other (Total)	0	0	0	0	0.00	0.00
	Sub-Total (A)(1)	0	0	0	0	0.00	0.00
(2)	Foreign						
(a)	Individuals (Non-Resident Individuals/Foreign Individuals)	0	0	0	0	0.00	0.00
(b)	Bodies Corporate	0	0	0	0	0.00	0.00
(c)	Institutions	0	0	0	0	0.00	0.00
(d)	Qualified Foreign Investor	0	0	0	0	0.00	0.00

(e)	Any Other (Total)	0	0	0	0	0.00	0.00
	Sub-Total (A)(2)	0	0	0	0	0.00	0.00
	Total Shareholding of Promoter and Promoter Group (A)= (A)(1)+(A)(2)	0	0	0	0	0.00	0.00
(B)	Public shareholding						
(1)	Institutions						
(a)	Mutual Funds/UTI	0	0	0	0	0.00	0.00
(b)	Financial Institutions/Banks	0	0	0	0	0.00	0.00
(c)	Central Government/State Government(s)	0	0	0	0	0.00	0.00
(d)	Venture Capital Funds	0	0	0	0	0.00	0.00
(e)	Insurance Companies	0	0	0	0	0.00	0.00
(f)	Foreign Institutional Investors	0	0	0	0	0.00	0.00
(g)	Foreign Venture Capital Investors	0	0	0	0	0.00	0.00
(h)	Qualified Foreign Investor	0	0	0	0	0.00	0.00
(h)	Any Other (Total)	0	0	0	0	0.00	0.00
	Sub-Total (B)(1)	0	0	0	0	0.00	0.00
(2)	Non-institutions						
(a)	Bodies Corporate	0	0	0	0	0.00	0.00
(b)	Individuals - i. Individual Shareholders Holding Nominal Share Capital Up To >Rs. 1 Lakh.	0	0	0	0	0.00	0.00
	Individuals - ii. Individual Shareholders Holding Nominal Share Capital In Excess Of Rs. 1 Lakh	0	0	0	0	0.00	0.00
(c)	Qualified Foreign Investor	0	0	0	0	0.00	0.00
(d)	Any Other (Total)	0	0	0	0	0.00	0.00
	Sub-Total (B)(2)	0	0	0	0	0.00	0.00
	Total Public Shareholding (B)= (B)(1)+(B)(2)	0	0	0	0	0.00	0.00
	TOTAL (A)+(B)	0	0	0	0	0.00	0.00
(C)	Shares held by Custodians and against which Depository Receipts have been issued	0	0	0	0	0.00	0.00
C1	Promoter and Promoter Group	0	0	0	0	0	0
C2	Public	0	0	0	0	0	0
	GRAND TOTAL (A)+(B)+(C)	0	0	0	0	0.00	0.00

